



# KLM CO., LIMITED

Hi Lumen, Bye Watts.

[www.klmighting.com](http://www.klmighting.com)

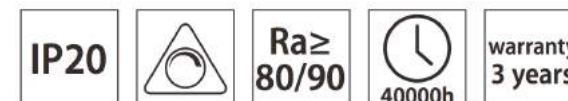


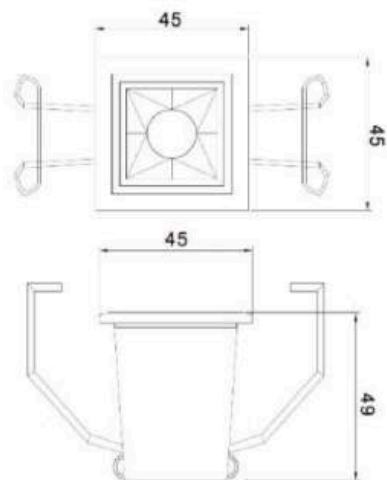
LED LINER DOWNLIGHT

# LINER DOWNLIGHT



| Model         | KLM-XTD-2W            | KLM-XTD-4W            | KLM-XTD-10W           | KLM-XTD-20W           | KLM-XTD-30W           |
|---------------|-----------------------|-----------------------|-----------------------|-----------------------|-----------------------|
| Power         | 2W                    | 4W                    | 10W                   | 20W                   | 30W                   |
| Input Voltage | AC100-240V            | AC100-240V            | AC100-240V            | AC100-240V            | AC100-240V            |
| Frequency     | 50/60Hz               | 50/60Hz               | 50/60Hz               | 50/60Hz               | 50/60Hz               |
| Material      | Dia casting Aluminium | Dia casting Aluminium | Dia casting Aluminium | Dia casting Aluminium | Dia casting Aluminium |
| Size          | L45*W45*H49MM         | L75*W45*H49MM         | L147*W45*H49MM        | L280*W45*H49MM        | L415*W45*H49MM        |
| Led Brand     | OSRAM 3030            | OSRAM 3030            | OSRAM 3030            | OSRAM 3030            | OSRAM 3030            |
| CRI           | RA90/95               | RA90/95               | RA90/95               | RA90/95               | RA90/95               |
| Lumen         | 90LM/W                | 90LM/W                | 90LM/W                | 90LM/W                | 90LM/W                |
| Beam angle    | 15° 30° 45°           | 15° 30° 45°           | 15° 30° 45°           | 15° 30° 45°           | 15° 30° 45°           |
| IP rate       | IP20                  | IP20                  | IP20                  | IP20                  | IP20                  |
| Life time     | 40,000hrs             | 40,000hrs             | 40,000hrs             | 40,000hrs             | 40,000hrs             |
| Warranty      | 3Years                | 3Years                | 3Years                | 3Years                | 3Years                |

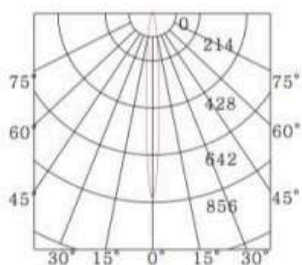




(Unit: mm)

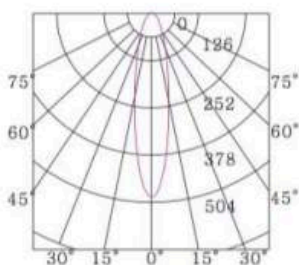
## Technical Parameter

|                       |                               |
|-----------------------|-------------------------------|
| Nominal wattage       | 2W                            |
| Input                 | 220-240V 50/60Hz              |
| Color temperature     | 3000K/4000K/6000K             |
| Color rendering index | Ra>80                         |
| Beam angle            | 15°/30°/45°                   |
| 3000k Luminous flux   | 15° 132lm/30° 126lm/45° 122lm |
| Product color         | White                         |
| Dimming               | No Dim/Triac Dim              |
| Cut out diameter      | 37×37mm                       |
| Type of protection    | IP20                          |
| Protection class      | III                           |
| Operation temperature | -20°C-50°C                    |



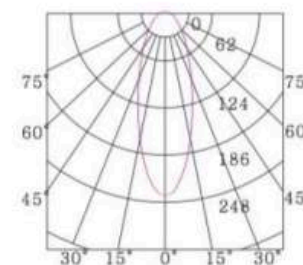
| m   | lux | cm |
|-----|-----|----|
| 1.0 | 832 | 24 |
| 2.0 | 208 | 48 |
| 3.0 | 98  | 72 |
| 4.0 | 56  | 96 |

3000K Ra>80 Beam Angle=15°



| m   | lux | cm  |
|-----|-----|-----|
| 1.0 | 490 | 47  |
| 2.0 | 125 | 94  |
| 3.0 | 54  | 141 |
| 4.0 | 32  | 187 |

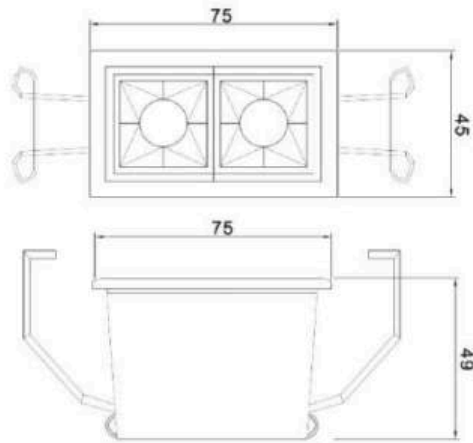

4000K Ra>80 Beam Angle=30°



| m   | lux | cm  |
|-----|-----|-----|
| 1.0 | 232 | 82  |
| 2.0 | 56  | 164 |
| 3.0 | 25  | 246 |
| 4.0 | 15  | 328 |

6000K Ra>80 Beam Angle=45°

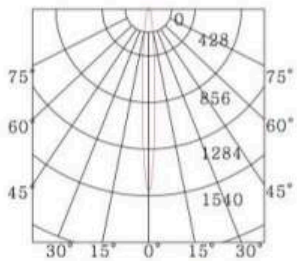
# KLM-XTD-2W



(Unit: mm)

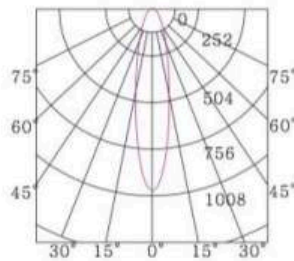
## Technical Parameter

|                       |                               |
|-----------------------|-------------------------------|
| Nominal wattage       | 4W                            |
| Input                 | 220-240V 50/60Hz              |
| Color temperature     | 3000K/4000K/6000K             |
| Color rendering index | Ra>80                         |
| Beam angle            | 15°/30°/45°                   |
| 3000k Luminous flux   | 15° 260lm/30° 248lm/45° 240lm |
| Product color         | White                         |
| Dimming               | No Dim/Triac Dim              |
| Cut out diameter      | 68×37mm                       |
| Type of protection    | IP20                          |
| Protection class      | III                           |
| Operation temperature | -20°C-50°C                    |



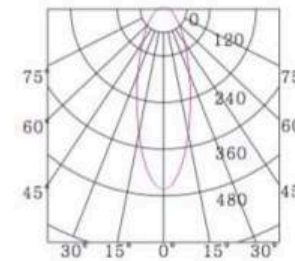
| m   | lux  | cm |
|-----|------|----|
| 1.0 | 1465 | 24 |
| 2.0 | 368  | 48 |
| 3.0 | 168  | 72 |
| 4.0 | 96   | 96 |

3000K Ra>80 Beam Angle=15°



| m   | lux | cm  |
|-----|-----|-----|
| 1.0 | 910 | 47  |
| 2.0 | 225 | 94  |
| 3.0 | 101 | 141 |
| 4.0 | 62  | 187 |

4000K Ra>80 Beam Angle=30°

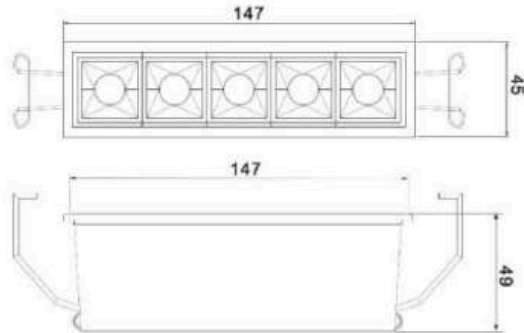


| m   | lux | cm  |
|-----|-----|-----|
| 1.0 | 412 | 82  |
| 2.0 | 106 | 164 |
| 3.0 | 48  | 246 |
| 4.0 | 27  | 328 |

6000K Ra>80 Beam Angle=45°

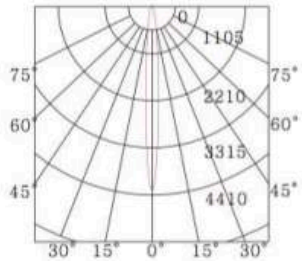
# KLM-XTD-4W

## Technical Parameter



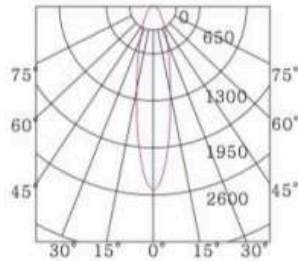
(Unit: mm)

|                       |                               |
|-----------------------|-------------------------------|
| Nominal wattage       | 10W                           |
| Input                 | 220-240V 50/60Hz              |
| Color temperature     | 3000K/4000K/6000K             |
| Color rendering index | Ra>80                         |
| Beam angle            | 15°/30°/45°                   |
| 3000k Luminous flux   | 15° 680lm/30° 645lm/45° 626lm |
| Product color         | White                         |
| Dimming               | No Dim/Triac Dim              |
| Cut out diameter      | 140×37mm                      |
| Type of protection    | IP20                          |
| Protection class      | III                           |
| Operation temperature | -20°C-50°C                    |



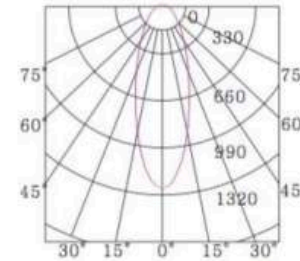
3000K Ra>80 Beam Angle=15°

| m   | lux  | cm |
|-----|------|----|
| 1.0 | 4276 | 24 |
| 2.0 | 1069 | 48 |
| 3.0 | 478  | 72 |
| 4.0 | 286  | 96 |



4000K Ra>80 Beam Angle=30°

| m   | lux  | cm  |
|-----|------|-----|
| 1.0 | 2486 | 47  |
| 2.0 | 625  | 94  |
| 3.0 | 271  | 141 |
| 4.0 | 162  | 187 |

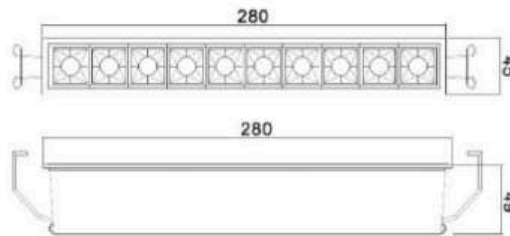


6000K Ra>80 Beam Angle=45°

| m   | lux  | cm  |
|-----|------|-----|
| 1.0 | 1210 | 82  |
| 2.0 | 306  | 164 |
| 3.0 | 138  | 246 |
| 4.0 | 80   | 328 |

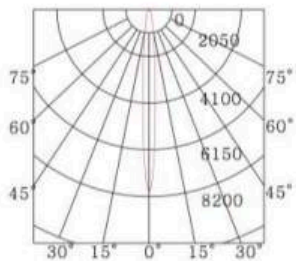
# KLM-XTD-10W

## Technical Parameter

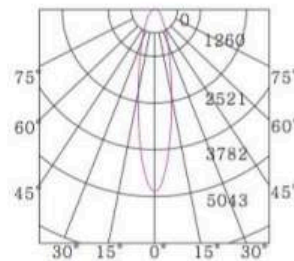
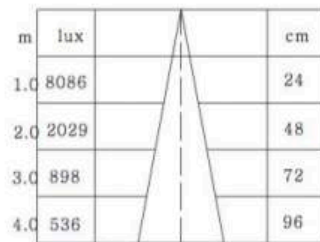


(Unit:mm)

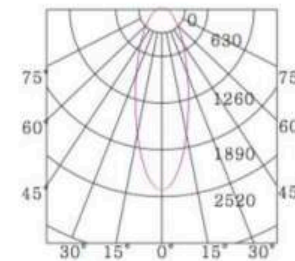
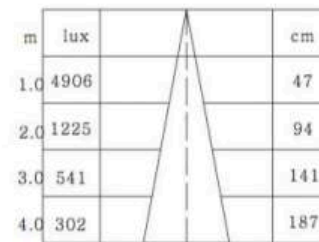
|                       |                                  |
|-----------------------|----------------------------------|
| Nominal wattage       | 20W                              |
| Input                 | 220-240V 50/60Hz                 |
| Color temperature     | 3000K/4000K/6000K                |
| Color rendering index | Ra>80                            |
| Beam angle            | 15°/30°/45°                      |
| 3000k Luminous flux   | 15° 1301lm/30° 1226lm/45° 1210lm |
| Product color         | White                            |
| Dimming               | No Dim/Triac Dim                 |
| Cut out diameter      | 273×37mm                         |
| Type of protection    | IP20                             |
| Protection class      | III                              |
| Operation temperature | -20°C-50°C                       |



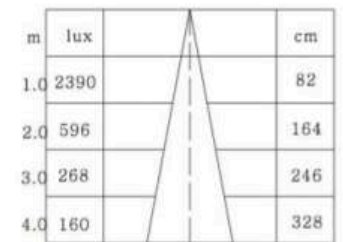
3000K Ra>80 Beam Angle=15°



4000K Ra>80 Beam Angle=30°




6000K Ra>80 Beam Angle=45°



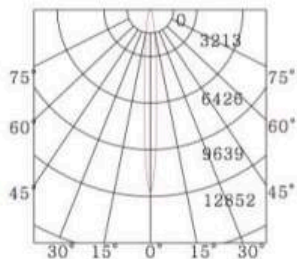
# KLM-XTD-20W

## Technical Parameter



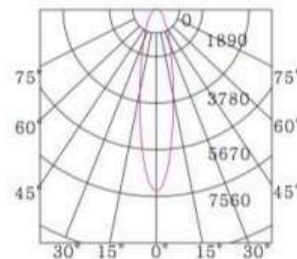
(Unit:mm)

|                       |                                  |
|-----------------------|----------------------------------|
| Nominal wattage       | 30W                              |
| Input                 | 220-240V 50/60Hz                 |
| Color temperature     | 3000K/4000K/6000K                |
| Color rendering index | Ra>80                            |
| Beam angle            | 15°/30°/45°                      |
| 3000k Luminous flux   | 15° 2011lm/30° 1920lm/45° 1860lm |
| Product color         | White                            |
| Dimming               | No Dim/Triac Dim                 |
| Cut out diameter      | 405×37mm                         |
| Type of protection    | IP20                             |
| Protection class      | III                              |
| Operation temperature | -20°C-50°C                       |



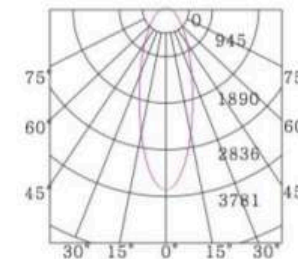
3000K Ra>80 Beam Angle=15°

| m   | lux   | cm |
|-----|-------|----|
| 1.0 | 12634 | 24 |
| 2.0 | 3158  | 48 |
| 3.0 | 1406  | 72 |
| 4.0 | 846   | 96 |



4000K Ra>80 Beam Angle=30°

| m   | lux  | cm  |
|-----|------|-----|
| 1.0 | 7380 | 47  |
| 2.0 | 1845 | 94  |
| 3.0 | 821  | 141 |
| 4.0 | 492  | 187 |



6000K Ra>80 Beam Angle=45°

| m   | lux  | cm  |
|-----|------|-----|
| 1.0 | 3615 | 82  |
| 2.0 | 906  | 164 |
| 3.0 | 408  | 246 |
| 4.0 | 240  | 328 |

# KLM-XTD-30W