

UGR Series Panel

UGR<19 Anti Glare

We use special micro prismatic diffuser to produce the wide beam angle and soft light, which protect the eye to exposed into direct light and well make the glare free. It is widely used into the office, school.

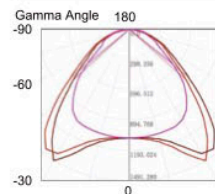
Features

- UGR<19 Anti Glare
- 80% energy saving
- Eyes care LED lighting
- Power factor>0.9
- Protection class IP40
- Electrical class II
- Triac, 1-10V Dali dimming optional



Micro Prismatic Diffuser

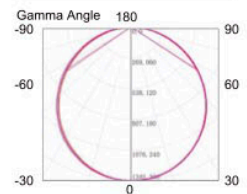
UGR Curve Distribution



Prismatic diffuser



Normal Curve Distribution



Normal diffuser



Specification



Item No.	Wattage (W)	Voltage (V)	Luminous Flux	CCT (K)	CRI (Ra)	Beam Angle	PF	Dimensions (mm)	IP
KLM-U6060-36W	36W	200-240V	3400lm	2700-6500K	80	90°	>0.9	L595×W595×H9.5	IP40
KLM-U6060-48W	48W	200-240V	4500lm	2700-6500K	80	90°	>0.9	L595×W595×H9.5	IP40
KLM-U6262-36W	36W	200-240V	3400lm	2700-6500K	80	90°	>0.9	L620×W620×H9.5	IP40
KLM-U6262-48W	40W	200-240V	4500lm	2700-6500K	80	90°	>0.9	L620×W620×H9.5	IP40
KLM-U30120-36W	36W	200-240V	3400lm	2700-6500K	80	90°	>0.9	L295×W1195×H9.5	IP40
KLM-U30120-48W	48W	200-240V	4500lm	2700-6500K	80	90°	>0.9	L295×W1195×H9.5	IP40





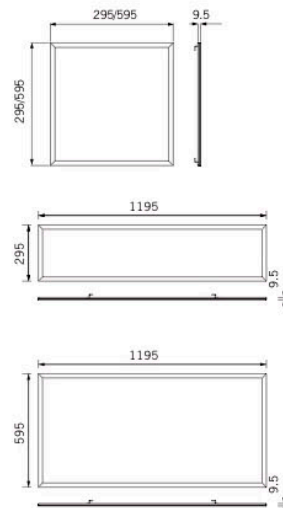
Specification



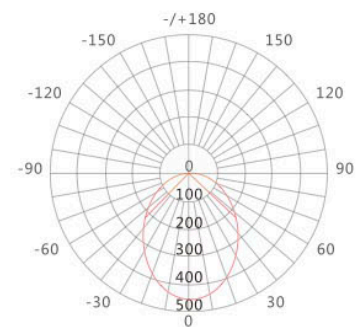
Item No.	Wattage (W)	Voltage (V)	Luminous Flux	CCT (K)	CRI (Ra)	Beam Angle	PF	Dimensions (mm)	IP
KLM-3030-18W	18W	100-240V	1300lm	2700-6500K	80	120°	>0.9	L295×W295×H9.5	IP44
KLM-3030-24W	24W	100-240V	1900lm	2700-6500K	80	120°	>0.9	L295×W295×H9.5	IP44
KLM-6060-36W	36W	100-240V	2880lm	2700-6500K	80	120°	>0.9	L595×W595×H9.5	IP44
KLM-6060-40W	40W	100-240V	3200lm	2700-6500K	80	120°	>0.9	L595×W595×H9.5	IP44
KLM-6060-48W	48W	100-240V	3800lm	2700-6500K	80	120°	>0.9	L595×W595×H9.5	IP44
KLM-30120-36W	36W	100-240V	2880lm	2700-6500K	80	120°	>0.9	L295×W1195×H9.5	IP44
KLM-30120-48W	48W	100-240V	3800lm	2700-6500K	80	120°	>0.9	L295×W1195×H9.5	IP44
KLM-30120-60W	60W	100-240V	4800lm	2700-6500K	80	120°	>0.9	L295×W1195×H9.5	IP44
KLM-60120-60W	60W	100-240V	4800lm	2700-6500K	80	120°	>0.9	L595×W1195×H9.5	IP44
KLM-60120-72W	72W	100-240V	5700lm	2700-6500K	80	120°	>0.9	L595×W1195×H9.5	IP44

More options...

- ★ Dimmable, CCT adjustable & RGB versions available
- ★ 90lm/W & 100lm/W efficacy available
- ★ 620mmx620mm size available
- ★ Suspension kit available
- ★ Surface mount box available



Light Distribution



Unit: cd / Kl_m-C0/180



IP 65 Series Panel

Matt White Finish, Corner Gap Free

With Adaption of epoxy resin and Mechanical parts design, This series panel could achieve IP65, so it is specially used in the big kitchen, bath room or any other high humidity place.

Features

- 80% energy saving
- Suitable surgery room, freezer and kitchen etc.
- Power factor >0.9
- Protection class **IP65**
- Electrical class II
- Triac, 1-10V Dali dimming optional



Specification



Item No.	Wattage (W)	Voltage (V)	Luminous Flux	CCT (K)	CRI (Ra)	Beam Angle	PF	Dimensions (mm)	IP
KLM-W6060-36W	36W	200-240V	3200lm	2700-6500K	80	120°	>0.9	L595×W595×H9.5	IP65
KLM-W6060-48W	48W	200-240V	4200lm	2700-6500K	80	120°	>0.9	L595×W595×H9.5	IP65
KLM-W6262-36W	36W	200-240V	3200lm	2700-6500K	80	120°	>0.9	L620×W620×H9.5	IP65
KLM-W6262-48W	40W	200-240V	4200lm	2700-6500K	80	120°	>0.9	L620×W620×H9.5	IP65
KLM-W30120-36W	36W	200-240V	3200lm	2700-6500K	80	120°	>0.9	L295×W1195×H9.5	IP65
KLM-W30120-48W	48W	200-240V	4200lm	2700-6500K	80	120°	>0.9	L295×W1195×H9.5	IP65

