



# KLM LIGHTING CO.,LTD

Hi Lumen, Bye Watts.




# IP65 SLIM SMD LED FLOOD LIGHT

KLM-FL02 Series

# SPECIFICATION

Model	Power	Voltage	LEDs	CCT	CRI	PF	Lumen	Beam Angle	IP Rate	Lamp Size
KLM-FL02-10W	10W	100-277V	Philip 3030	2700-6500K	>80	>0.95	110lm/w	120D	IP65	166*107*32mm
KLM-FL02-20W	20W	100-277V	Philip 3030	2700-6500K	>80	>0.95	110lm/w	120D	IP65	217*152*40mm
KLM-FL02-30W	30W	100-277V	Philip 3030	2700-6500K	>80	>0.95	110lm/w	120D	IP65	227*167*40mm
KLM-FL02-50W	50W	100-277V	Philip 3030	2700-6500K	>80	>0.95	110lm/w	120D	IP65	311*220*48mm
KLM-FL02-80W	80W	100-277V	Philip 3030	2700-6500K	>80	>0.95	110lm/w	120D	IP65	355*245*50mm
KLM-FL02-100W	100W	100-277V	Philip 3030	2700-6500K	>80	>0.95	110lm/w	120D	IP65	403*295*54mm
KLM-FL02-150W	150W	100-277V	Philip 3030	2700-6500K	>80	>0.95	110lm/w	120D	IP65	431*330*54mm
KLM-FL02-200W	200W	100-277V	Philip 3030	2700-6500K	>80	>0.95	110lm/w	120D	IP65	471*360*54mm



## Light Source

Used super bright [Original Philip](#) SMD 3030 LED Chips, the lumen efficiency up to 110lm/w.

## Materials

Ultra Slim full aluminum body, 200w with only 53.5mm height. Not only Strong wind resistance 17, also help you save a lots of shipping costs.



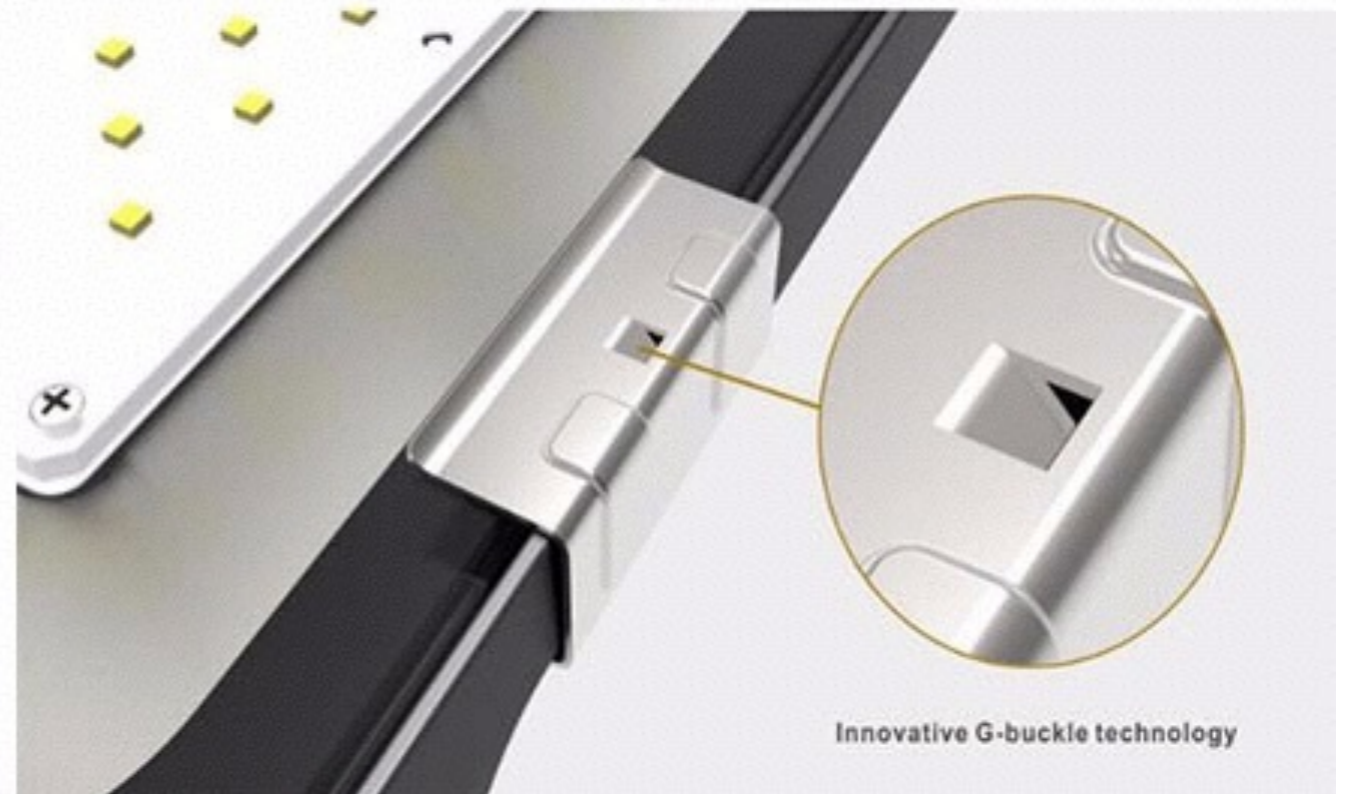



## Tempered glass

4mm Tempered glass. Without adding protective cover, by 200 hours salt spray test.

## Innocation G-buckle technology

Design Innovation, effective protection. G-buckle prevent glass off, free of screw fixing, elegant appearance.





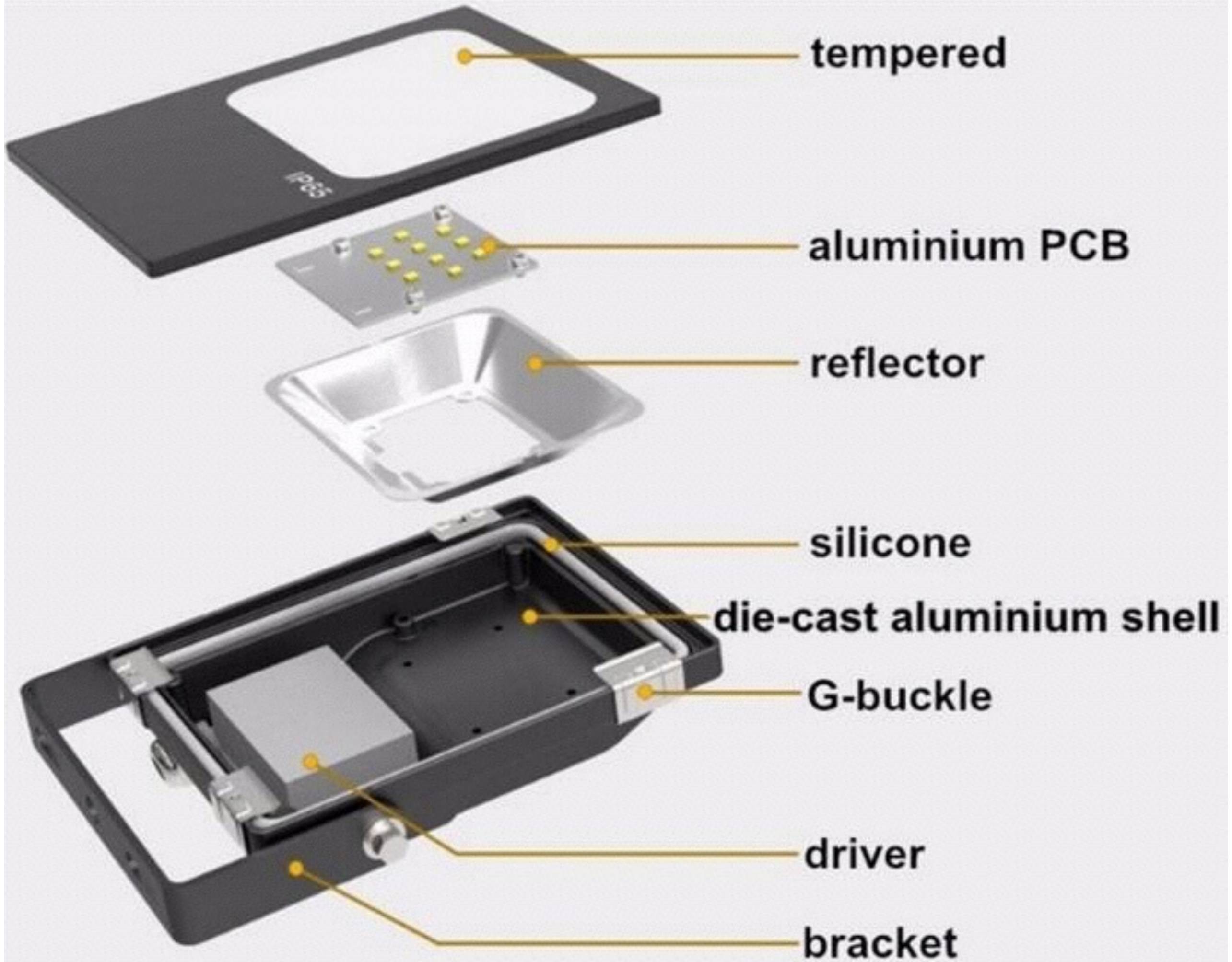
## Reflector design

Reflector and Heat sink Integrated, larger heat dissipation, make 7 years warranty life span to become true.

## Silicone Ring

It is one of the most important part for the flood light production, if do not use it, the flood light will not real waterproof.





**tempered**

**aluminium PCB**

**reflector**

**silicone**

**die-cast aluminium shell**

**G-buckle**

**driver**

**bracket**

